


Parrot Taming and Training for Beginners: A Comprehensive Guide

Parrots are incredibly intelligent and social creatures that can make wonderful companions. However, they require a significant amount of care and attention, and training is essential to ensure their well-being. This comprehensive guide will provide you with all the information you need to know about parrot taming and training for beginners, from bringing your new parrot home to teaching them basic commands and tricks.



Parrot Taming and Training for Beginners by Debbie Noble

★★★★☆ 4.2 out of 5

Language : English
File size : 705 KB
Text-to-Speech : Enabled
Enhanced typesetting : Enabled
Print length : 43 pages
Lending : Enabled
Screen Reader : Supported



Bringing Your Parrot Home

The first step in taming and training your parrot is to bring it home. When you first bring your parrot home, it is important to give it time to adjust to its new surroundings. Place your parrot in a cage in a quiet room where it will not be disturbed. Cover the cage with a light blanket to help it feel secure.

For the first few days, simply talk to your parrot softly and offer it food and water. Do not try to handle it or touch it. Once your parrot has settled in,

you can begin the taming process.

Taming Your Parrot

Taming your parrot is a gradual process that requires patience and consistency. The goal of taming is to get your parrot used to your presence and to trust you.

To begin taming your parrot, start by sitting near its cage and talking to it softly. Gradually, move closer to the cage and offer your parrot treats through the bars. Once your parrot is comfortable taking treats from you, you can begin to gently touch it.

As your parrot becomes more comfortable with you, you can begin to take it out of its cage for short periods of time. Be sure to supervise your parrot closely when it is out of its cage.

Training Your Parrot

Once your parrot is tame, you can begin training it. Training your parrot is a great way to bond with it and to teach it new skills.

There are many different ways to train a parrot. Some of the most common training methods include:

* **Clicker training:** Clicker training is a positive reinforcement training method that uses a clicker to mark the desired behavior. When your parrot performs the desired behavior, click the clicker and give it a treat. * **Target training:** Target training is a type of training that uses a target stick to teach your parrot to move to a specific location. When your parrot touches the target stick with its beak, click the clicker and give it a treat. * **Voice**

commands: Voice commands are a simple way to teach your parrot to perform specific actions. When your parrot performs the desired behavior, say the command word and give it a treat.

It is important to be patient and consistent when training your parrot. Always reward your parrot for good behavior, and never punish it for bad behavior.

Common Parrot Training Problems


There are a number of common parrot training problems that you may encounter. Some of the most common problems include:

* **Biting:** Biting is a common problem with parrots. If your parrot bites you, do not react. Simply remove your hand from its beak and say "no." *

Screaming: Screaming is another common problem with parrots. If your parrot screams, do not give it attention. Simply ignore it until it stops screaming.

* **Feather plucking:** Feather plucking is a sign of stress or boredom in parrots. If your parrot is plucking its feathers, try to provide it with more enrichment activities.


Taming and training your parrot is a rewarding experience that can help you bond with your feathered friend. By following the tips in this guide, you can help your parrot learn new skills and become a well-behaved companion.



Parrot Taming and Training for Beginners by Debbie Noble

★★★★☆ 4.2 out of 5

Language : English
File size : 705 KB
Text-to-Speech : Enabled
Enhanced typesetting : Enabled
Print length : 43 pages
Lending : Enabled



The Texas Colorado River: A Vital Resource for Central Texas Sponsored by the Meadows Center for Water and the Environment

The Texas Colorado River is an 862-mile-long river that flows from West Texas to the Gulf of Mexico. It is the longest river in Texas and the 18th-longest river in the...



Crochet Irish Projects For Beginners: A Comprehensive Guide to the Art of Traditional Lace

Crochet Irish lace, with its intricate patterns and delicate textures, is a captivating form of fiber art that has graced the world of fashion and home decor for centuries....