

# The Sarrusophone: A Comprehensive Guide to Fingerings, History, and Playing Techniques



## Sarrusophone: Sarrusophone fingerings chart.

by Reinhardt Haydn

★★★★☆ 4.7 out of 5

Language : English

File size : 1153 KB

Text-to-Speech : Enabled

Enhanced typesetting : Enabled


Print length : 39 pages

Screen Reader : Supported

FREE

DOWNLOAD E-BOOK





The sarrusophone, an intriguing and versatile brass instrument, has captured the hearts and minds of musicians for centuries. Its distinctive conical bore and unique design have made it a popular choice for both classical and contemporary ensembles. In this comprehensive guide, we delve into the captivating world of the sarrusophone, exploring its history, fingering charts, and essential playing techniques.

## **Chapter 1: A Journey Through History**

The sarrusophone was invented in 1856 by the renowned French instrument maker, Pierre-Louis Gautrot. Named after its inventor, the "Sarrus" prefix became synonymous with its distinctive shape and sound. Initially designed for military bands, the sarrusophone quickly gained popularity in symphony orchestras and brass bands across Europe.

In the late 19th century, the sarrusophone was embraced by many notable composers, including Richard Wagner and Hector Berlioz. Wagner's iconic "Ring Cycle" operas feature prominent use of the sarrusophone, adding depth and richness to the orchestral texture. Berlioz, in his groundbreaking "Symphonie Fantastique," employs the sarrusophone to evoke a sense of mystery and enchantment.

## **Chapter 2: Unveiling the Fingering Charts**

Mastering the sarrusophone requires a thorough understanding of its fingering system. Here, we provide comprehensive fingering charts for all three common sarrusophone sizes: the sopranino, soprano, and bass.

### **Sopranino Sarrusophone Fingering Chart**

Swift Tips for


# Recorder

A fingering chart for the soprano recorder. It features two staves of music. The top staff shows notes from C# to A, and the bottom staff shows notes from B to G. Each note is accompanied by a diagram of the recorder's keys, with black dots indicating which keys are to be pressed. A small illustration of a soprano recorder is on the left. The chart is watermarked with 'classics.deedeebook.com'.

Soprano Sarrusophone Fingering Chart

A fingering chart for the bass sarrusophone. It shows a single staff of music with notes from B to G. Each note is accompanied by a diagram of the instrument's keys, with black dots indicating which keys are to be pressed. The chart is watermarked with 'deedeebook.com'.

Bass Sarrusophone Fingering Chart



## Chapter 3: The Art of Playing the Sarrusophone

Playing the sarrusophone requires a combination of technical skill, musicality, and proper breathing techniques. Here are some essential tips to help you embark on your musical journey:

- **Embouchure:** The correct embouchure is crucial for producing a clear and resonant sound. Position your lips firmly against the mouthpiece, with the corners slightly drawn inward.
- **Breathing:** Proper breathing is essential for sustaining long phrases and maintaining a steady airflow. Inhale deeply and exhale evenly, controlling the air pressure with your diaphragm.
- **Articulation:** Articulating notes precisely is vital for clarity and expression. Use a combination of tonguing and breathing to create clear attacks and releases.
- **Vibrato:** Vibrato adds depth and expressiveness to your playing. Practice controlling the diaphragm to create a natural and musical vibrato.
- **Intonation:** Intonation is essential for playing in ensemble settings. Use your ear to adjust the pitch of your notes, both in isolation and within the context of the music.

## Chapter 4: Notable Performers and Their Contributions

Throughout history, many talented musicians have left an indelible mark on the world of the sarrusophone. Here are two notable performers who have shaped the instrument's legacy:


### **Hermann Reinhardt**

Hermann Reinhardt was a renowned German sarrusophonist who played in the Berlin Philharmonic Orchestra during the early 20th century. His virtuosity and impeccable technique earned him international acclaim. Reinhardt is known for his groundbreaking solo performances and his pioneering work in expanding the sarrusophone's repertoire.



## **Joseph Haydn**

Joseph Haydn, the legendary Austrian composer, included the sarrusophone in his iconic work "The Creation." In the "Representation of Chaos," Haydn's use of the sarrusophone adds an element of mystery and chaos to the musical depiction of the primordial state.



## **Chapter 5:**

The sarrusophone remains a captivating and versatile instrument, enchanting audiences with its unique sound and expressive capabilities. From its rich history to its intricate fingering techniques, the sarrusophone offers a world of musical exploration. Whether you are a seasoned professional or an aspiring musician, we encourage you to embrace the beauty of this extraordinary instrument.





## Sarrusophone: Sarrusophone fingerings chart.

by Reinhardt Haydn

★★★★☆ 4.7 out of 5

Language : English


File size : 1153 KB

Text-to-Speech : Enabled

Enhanced typesetting : Enabled

Print length : 39 pages

Screen Reader : Supported



## The Texas Colorado River: A Vital Resource for Central Texas Sponsored by the Meadows Center for Water and the Environment

The Texas Colorado River is an 862-mile-long river that flows from West Texas to the Gulf of Mexico. It is the longest river in Texas and the 18th-longest river in the...



## Crochet Irish Projects For Beginners: A Comprehensive Guide to the Art of Traditional Lace

Crochet Irish lace, with its intricate patterns and delicate textures, is a captivating form of fiber art that has graced the world of fashion and home decor for centuries....

