


The Ultimate Guide to Ukulele Chords and Songs for Beginners and Experienced Players

The ukulele, with its cheerful sound and playful spirit, has captured the hearts of music enthusiasts worldwide. Its portability and ease of learning make it an ideal instrument for both beginners and experienced musicians. Whether you're a novice or a seasoned ukulele player seeking to expand your repertoire, this comprehensive guide will provide you with an in-depth understanding of ukulele chords and songs, empowering you to unlock your musical potential.



Ukulele Song Book 4 - 20 Popular Songs With Lyrics and Ukulele Chord Tabs: Ukulele Chords (Ukulele Songs 1) by Rosa Suen

★★★★☆ 4.4 out of 5

Language : English
File size : 421 KB
Text-to-Speech : Enabled
Enhanced typesetting : Enabled
Print length : 46 pages
Lending : Enabled
Screen Reader : Supported



Understanding Ukulele Chords

Chords are the building blocks of music, and they play a crucial role in shaping the sound and harmony of a song. On the ukulele, chords are formed by pressing multiple strings at specific frets. Each chord has its own

unique sound and purpose, and learning to play chords is essential for mastering the ukulele.

For beginners, starting with the basic ukulele chords is a great way to build a solid foundation. Some of the most common chords for beginners include C, G, Am, F, and Dm. These chords are relatively easy to play and can be used to accompany a wide variety of songs.

Tips for Playing Ukulele Chords

- **Use your fingertips:** Press down on the strings with the tips of your fingers, not the pads. This ensures that you're pressing the strings down cleanly and avoiding any unwanted string noise.
- **Apply gentle pressure:** You don't need to press down on the strings too hard. Applying excessive pressure can make it difficult to produce a clear sound and can also cause strain on your fingers.
- **Keep your fingers close to the frets:** This helps to ensure that you're pressing the strings down at the correct position and avoids buzzing or muted notes.
- **Practice regularly:** The key to mastering ukulele chords is consistent practice. Set aside some time each day to practice your chords, and you'll be amazed at how quickly you improve.

Discovering Ukulele Songs

With a solid foundation in ukulele chords, you can now explore the vast world of ukulele songs. There are songs for every taste and skill level, from simple melodies to complex fingerstyle arrangements.

For beginners, starting with familiar songs that you already know is a great way to build confidence. Try searching for ukulele versions of your favorite pop, folk, or rock songs. There are also many free and paid resources available online that offer a wide selection of ukulele songs for all levels.

Tips for Choosing Ukulele Songs

- **Consider your skill level:** Choose songs that match your current skill level. If you're a beginner, start with simpler songs with fewer chords. As you progress, you can gradually tackle more challenging songs.
- **Select songs that you enjoy playing:** Music is more enjoyable when you're playing songs that you love. Explore different genres and styles until you find songs that resonate with you.
- **Use online resources:** There are numerous websites and apps that offer a vast collection of ukulele songs. You can search for songs by genre, artist, or difficulty level.

Advanced Ukulele Techniques

Once you've mastered the basics of ukulele chords and songs, you can delve into more advanced techniques to expand your musical horizons. Some popular advanced techniques include:

- **Fingerpicking:** Fingerpicking involves using your fingers to pluck individual strings, creating a rich and intricate sound. This technique is often used in folk, bluegrass, and classical ukulele music.
- **Strumming:** Strumming is a rhythmic technique that involves using a pick or your fingers to strum across the strings. There are various strumming patterns that can be used to create different grooves and rhythms.

- **Slides:** Slides involve sliding your finger along a string from one fret to another, creating a smooth and expressive sound. Slides are commonly used in blues and rock ukulele playing.
- **Hammer-ons and pull-offs:** Hammer-ons and pull-offs are techniques that involve tapping or pulling on a string to create a note without picking it. These techniques are often used to add ornamentation and embellishment to ukulele songs.


Tips for Advancing Your Ukulele Skills

- **Experiment with different techniques:** Don't be afraid to experiment with different advanced techniques to discover what works best for you. Try incorporating fingerpicking, strumming, slides, and hammer-ons into your playing.
- **Listen to and learn from others:** Listen to ukulele players you admire and try to emulate their techniques and styles. You can also find instructional videos and tutorials online or take ukulele lessons from an experienced teacher.
- **Practice regularly:** Consistent practice is the key to mastering advanced ukulele techniques. Set aside dedicated time each day to practice and focus on improving your skills.

The ukulele is an incredibly versatile and rewarding instrument that offers endless possibilities for musical exploration and expression. Whether you're a beginner just starting out or an experienced player looking to expand your skills, this guide has provided you with a comprehensive overview of ukulele chords and songs.

Remember, the journey of learning the ukulele is an ongoing one filled with moments of joy, discovery, and accomplishment. Embrace the learning


process, practice regularly, and let your creativity soar as you embark on your ukulele adventure. The world of music awaits your strumming and singing!



Ukulele Song Book 4 - 20 Popular Songs With Lyrics and Ukulele Chord Tabs: Ukulele Chords (Ukulele Songs 1) by Rosa Suen

★★★★☆ 4.4 out of 5

Language : English
File size : 421 KB
Text-to-Speech : Enabled
Enhanced typesetting : Enabled
Print length : 46 pages
Lending : Enabled
Screen Reader : Supported



The Texas Colorado River: A Vital Resource for Central Texas Sponsored by the Meadows Center for Water and the Environment

The Texas Colorado River is an 862-mile-long river that flows from West Texas to the Gulf of Mexico. It is the longest river in Texas and the 18th-longest river in the...



Crochet Irish Projects For Beginners: A Comprehensive Guide to the Art of Traditional Lace

Crochet Irish lace, with its intricate patterns and delicate textures, is a captivating form of fiber art that has graced the world of fashion and home decor for centuries....