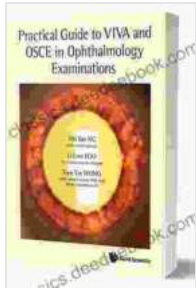


The Ultimate Guide to Viva and OSCE in Ophthalmology Examinations



Practical Guide To Viva And Osce In Ophthalmology Examinations by Robert Byrne

★★★★☆ 4.2 out of 5

Language : English
File size : 16952 KB
Text-to-Speech : Enabled
Screen Reader : Supported
Enhanced typesetting : Enabled
Print length : 260 pages



Viva and OSCE (Objective Structured Clinical Examination) examinations are essential components of any ophthalmology training program. They assess the candidate's clinical knowledge, skills, and communication abilities. This guide will provide you with all the information you need to know about Viva and OSCE examinations, from preparing for the exam to performing well on the day itself.

Preparing for the Viva and OSCE Examinations

The key to success in Viva and OSCE examinations is preparation. Begin your preparation well in advance of the exam date, and make sure to cover all the topics that are likely to be tested. There are a number of resources available to help you prepare, including textbooks, online courses, and practice exams.

In addition to studying the material, it is also important to practice your clinical skills. This can be done by working with a tutor or mentor, or by attending clinical skills workshops. The more you practice, the more confident you will be on the day of the exam.

Performing Well on the Viva and OSCE Examinations


On the day of the exam, it is important to stay calm and focused. Remember that the examiners are there to assess your skills, not to intimidate you. Be polite and respectful, and make sure to answer the questions clearly and concisely.

Here are some specific tips for performing well on the Viva and OSCE examinations:

- For the Viva examination, make sure to have a good understanding of the material. Be prepared to answer questions about any topic in ophthalmology.
- For the OSCE examination, make sure to practice your clinical skills. Be able to perform all of the basic ophthalmic examinations, including visual acuity testing, refraction, and slit-lamp examination.
- For both the Viva and OSCE examinations, be polite and respectful to the examiners. Make sure to answer the questions clearly and concisely.
- If you are unsure of the answer to a question, do not be afraid to ask for clarification. The examiners are there to help you succeed.

Viva and OSCE examinations are an essential part of ophthalmology training. By following the tips in this guide, you can prepare for and perform

well on these examinations. With hard work and dedication, you can achieve your goal of becoming a successful ophthalmologist.




Practical Guide To Viva And Osce In Ophthalmology Examinations by Robert Byrne

★★★★☆ 4.2 out of 5

Language : English
File size : 16952 KB
Text-to-Speech : Enabled
Screen Reader : Supported
Enhanced typesetting : Enabled
Print length : 260 pages

FREE

DOWNLOAD E-BOOK



The Texas Colorado River: A Vital Resource for Central Texas Sponsored by the Meadows Center for Water and the Environment

The Texas Colorado River is an 862-mile-long river that flows from West Texas to the Gulf of Mexico. It is the longest river in Texas and the 18th-longest river in the...



Crochet Irish Projects For Beginners: A Comprehensive Guide to the Art of Traditional Lace

Crochet Irish lace, with its intricate patterns and delicate textures, is a captivating form of fiber art that has graced the world of fashion and home decor for centuries....