


# Transform Simple Shapes Into Dynamic Designs: A Comprehensive Guide



## Magic Add-a-Strip Quilts: Transform Simple Shapes into Dynamic Designs by Barbara H. Cline

★ ★ ★ ★ ☆ 4.5 out of 5

Language : English  
File size : 43111 KB  
Text-to-Speech : Enabled  
Screen Reader : Supported  
Enhanced typesetting : Enabled  
Print length : 151 pages



In the world of graphic design, shapes play a fundamental role in creating visual impact and conveying messages. By understanding the principles of shape manipulation and visual hierarchy, you can transform simple shapes into dynamic designs that capture attention and engage viewers.

## Shape Manipulation Techniques

There are numerous techniques you can use to manipulate shapes and create dynamic designs. Here are some common approaches:

- **Scale and Proportion:** Varying the size, shape, or proportions of elements creates contrast and visual interest.
- **Rotation and Skew:** Rotating or skewing shapes can add movement and depth to designs.

- **Overlapping and Intersection:** Overlapping shapes or intersecting them with other elements creates visual complexity and depth.
- **Grouping and Alignment:** Arranging shapes in groups or aligning them along specific lines creates order and structure.
- **Negative Space:** Utilizing the negative space around and between shapes can enhance visual impact and create a sense of depth.

## Principles of Visual Hierarchy

To create dynamic designs, it's crucial to establish a clear visual hierarchy that guides the viewer's eye. Here are some principles to consider:

- **Contrast:** Utilizing contrasting colors, sizes, shapes, or textures creates visual emphasis and differentiates important elements.
- **Balance:** Distributing visual weight evenly throughout the design creates a sense of stability and harmony.
- **Proportion:** Using proportionate relationships between elements ensures that they work together visually and create a cohesive whole.
- **Unity:** Combining elements in a way that creates a sense of cohesion and belonging, contributing to the overall message.
- **Whitespace:** Utilizing whitespace effectively allows elements to breathe, reduces clutter, and enhances readability.

## Examples of Dynamic Shape Designs

To illustrate the concepts discussed above, let's explore some examples of how simple shapes can be transformed into dynamic designs:


**1. Abstract Logo:** By manipulating and combining simple shapes, such as triangles, circles, and squares, you can create an abstract logo that conveys movement and energy.

**2. Typographic Poster:** By using typography as a shape, you can create a visually striking poster that communicates a message through the arrangement and manipulation of letters and words.

**3. Patterned Background:** Using a combination of shapes and patterns, you can create a dynamic background that adds interest and depth to a design.

**4. Product Illustration:** By manipulating simple shapes and combining them with other elements, you can create an eye-catching product illustration that conveys functionality and aesthetic appeal.

Transforming simple shapes into dynamic designs requires a combination of creativity, understanding of shape manipulation techniques, and adherence to principles of visual hierarchy. By experimenting with various approaches, you can create designs that capture attention, convey messages effectively, and engage audiences. Whether you're a seasoned designer or just starting out, this comprehensive guide provides you with the knowledge and inspiration to elevate your designs to the next level.



## Magic Add-a-Strip Quilts: Transform Simple Shapes into Dynamic Designs

by Barbara H. Cline

★★★★☆ 4.5 out of 5


Language : English

File size : 43111 KB

Text-to-Speech : Enabled

Screen Reader : Supported

Enhanced typesetting: Enabled  
Print length : 151 pages



## The Texas Colorado River: A Vital Resource for Central Texas Sponsored by the Meadows Center for Water and the Environment

The Texas Colorado River is an 862-mile-long river that flows from West Texas to the Gulf of Mexico. It is the longest river in Texas and the 18th-longest river in the...



## Crochet Irish Projects For Beginners: A Comprehensive Guide to the Art of Traditional Lace

Crochet Irish lace, with its intricate patterns and delicate textures, is a captivating form of fiber art that has graced the world of fashion and home decor for centuries....